

BEFORE YOU BEGIN

Please read these instruction carefully familiarize yourself with the required tools, materials, and installation sequences. Follow the sections that pertain to your particular installation. This will help you avoid costly mistakes. In addition to proper installation, read all operating and safety instructions.

All information in these instructions is based upon the latest product information available at the time of publication. Karat reserves the right to make changes in product characteristics, packaging, or availability at any time without notice.

These instructions contain important care, cleaning, and warranty information, please leave instructions for the consumer

安装之前

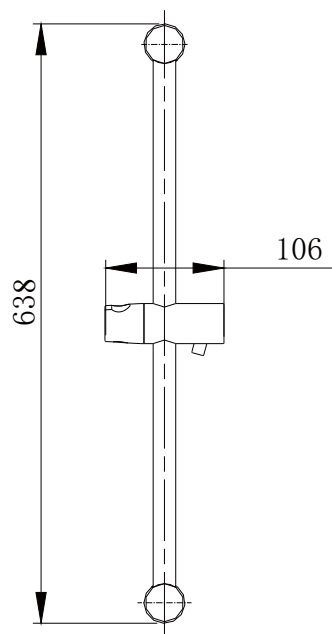
请仔细阅读说明书，熟悉所需工具、材料和安装顺序，参照相关章节完成您所需的安装，以避免昂贵的损失，除了正确的安装外，请详阅所有的操作和安全说明。

本说明书所含的一切资料均以印刷时所有的最新产品为准，卡丽公司保留权利随时更改产品特性、包装或供应情况，恕不另行通知。

本说明书也包含了有关保养、清洁及产品担保等重要信息，请交予用户保存。

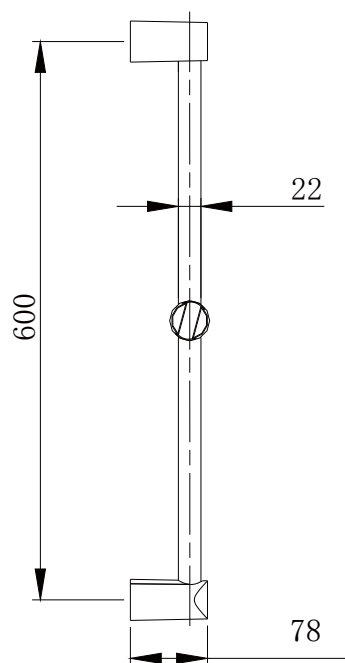
ROUGHING-IN

Unit:mm



尺寸图

单位: 毫米



INSTALLATION

安装

1 HOW TO INSTALLATION THE BRACKET

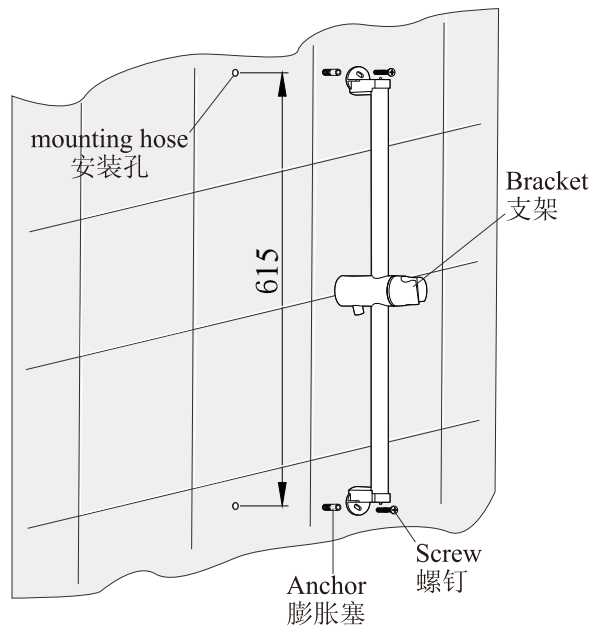
Mark bracket base mounting hose location on the wall.
Drill two hose in the finish wall as required. A hole
whose diameter is 6mm and the depth is 40mm.
press the anchors into the hose

NOTE: All holes should be in line, at a distance of
615mm from each other.

1 安装支架

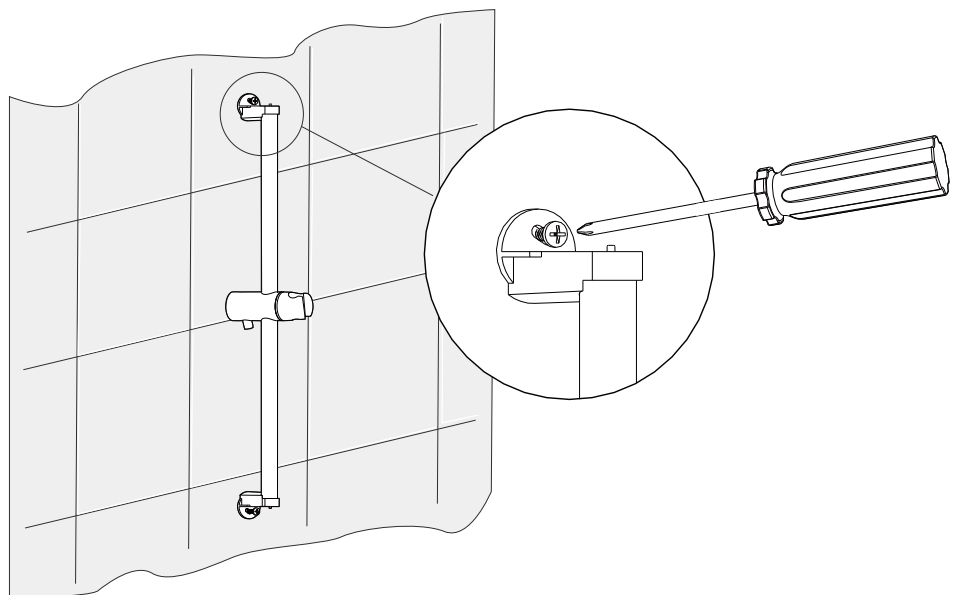
在淋浴软管可及的高度选择一个安装滑杆的位置。在墙
壁上标上安装支架底板位置的标记，按标记钻两个洞。
孔的直径为6mm,深为40mm。将膨胀塞插入孔中。

注意:安装孔必在一条直线上,距离为615 mm。

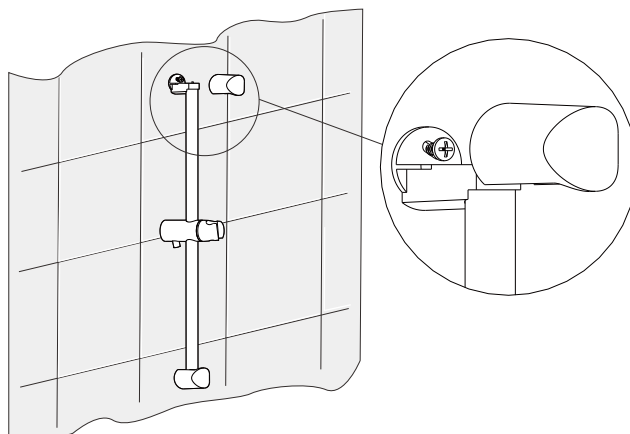


As is shown in the picture, screw the self-tapping
screws into the anchors through the sleeve. Tighten
them by screwdriver.

按照图示将自攻螺钉旋入膨胀塞中，用螺丝刀拧紧。



As is shown in the picture, Slide the bracket and onto the sleeve and insert the locking pin into the hole of the bracket and sleeve.



按照图示将支架盖内壁的凹槽对准底板的凸台插入。

CLEANING INSTRUCTIONS

All finishes : clean the finish with a mild soap and warm water. wipe entire surface completely dry with a clean soft cloth. Many cleaners may contain chemicals , such as ammonia chlorine, toilet cleaner etc., Which could adversely affect the finish and are not recommended for cleaning.

Don't use abrasive cleaner or solvents on karat faucets and fitting.

清理说明

适用于所有加工处理过的表面:

以中性肥皂水清洗镀层表面，再以干净的软布彻底擦干整个表面。许多清洁剂，比如氨水、去污粉及洁厕灵等，会对电镀表面造成伤害，切勿使用。

有腐蚀性的清洁剂或溶剂不可使用于卡丽的水龙头及其附件上。

ONE -YEAR WARRANTY

Karat warrants its product to be free of defects in material and workmanship for one (1) year from date of purchase. This warranty only applies to Karat product purchased and installed in mainland China.

Karat will, at its election, repair, replace, or make appropriate adjustment where Karat inspection discloses any such defects occurring in normal use during the warranty period. Karat is not responsible for removal or installation costs. Damage caused by accident, misuse, or abuse is not covered by this warranty. Improper care and cleaning will void the warranty.

If you believe that you have a warranty claim, contact Karat through your Dealer, Plumbing Contractor, Home Center or E-tailer. Please be sure to provide all pertinent information regarding your claim, including a complete description of the problem, the product, model number, color, finish, the date the product was purchased and from whom the product was purchased. Also include your proof of purchase (original sales receipt).

KARAT AND/OR SELLER ARE PROVIDING THESE WARRANTIES IN LIEU OF ALL OTHER WARRANTIES, EXPRESSED OR IMPLIED, INCLUDING BUT NOT LIMITED TO THE IMPLIED WARRANTIES OF MERCHANTABILITY AND FITNESS FOR A PARTICULAR PURPOSE. KARAT AND/OR SELLER DISCLAIM ALL LIABILITY FOR SPECIAL, INCIDENTAL OR CONSEQUENTIAL DAMAGES.

This is Karat's exclusive written warranty.

Shanghai Chehe Trading Co., Ltd.
Floor 2, No.126,128,130 Jiang Chang San Road,
Jing An District, Shanghai
Tel : 400-920-8262
Postcode: 200436

一年有限担保

卡丽担保本产品自购买之日起一年内无材料及制造工艺上的瑕疵。本担保仅适用于在中国大陆购买并安装的卡丽产品。

在担保期内，如经卡丽核查后发现产品在正常使用的情况下存在瑕疵，卡丽将自行决定对产品进行修理、更换、或是作适当的调整。卡丽不承担上述成本以外的人工成本、拆除或安装的成本。由于意外、过度使用或或使用不当造成的产品损害不属于担保范围之内。不适当的保养和清洁将导致担保无效。

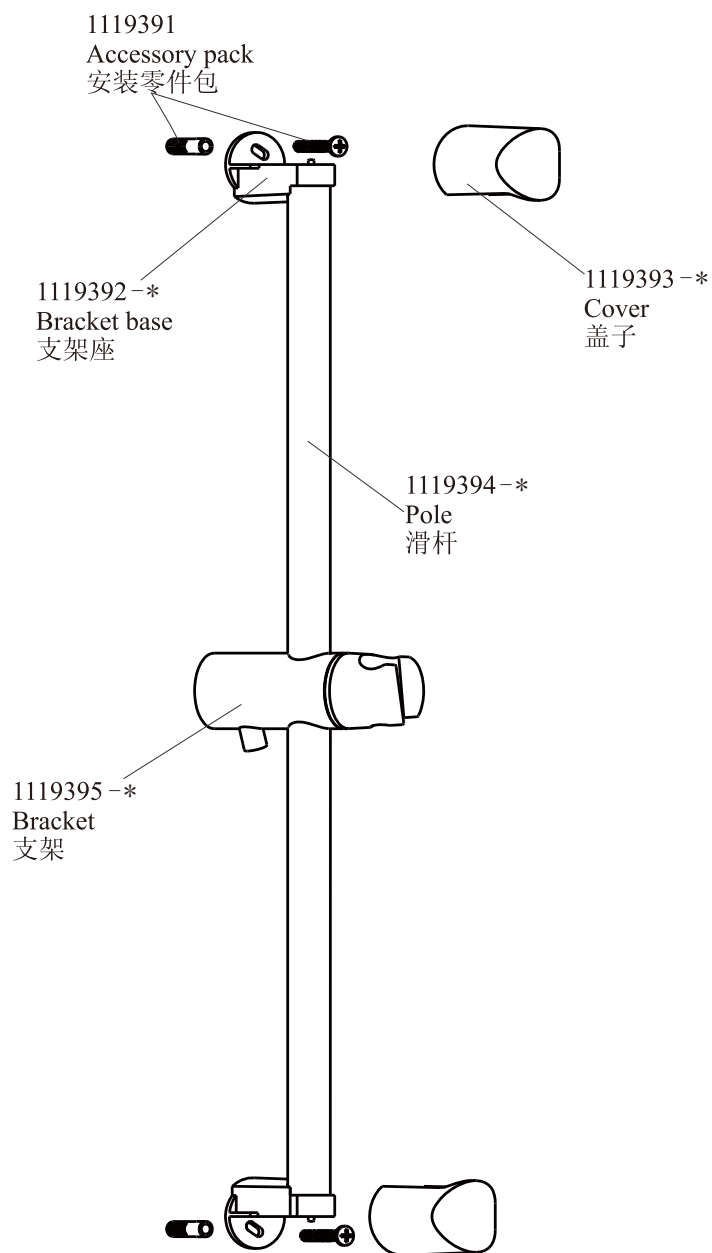
为获得担保服务，请通过您的经销商、承包商、家居中心或网络零售商联系我们。请确保提供所有相关的信息，包括完整的问题描述、型号、颜色、表面镀层、购买时间及销售方。请务必同时提供购买凭证（原销售发票）。

在法律允许的范围内，卡丽及/或销售商提供此担保以取代所有其他明示或默示的担保（包括但不限于产品的适销性和适用于特定目的的担保），并且卡丽及/或销售商对任何特殊、附带或衍生性损害赔偿不承担责任

这是我们全部的书面担保。

上海澈和贸易有限公司
上海市静安区江场三路126、128、130号2层
电话：400-920-8262
邮编：200436

14976T-*



**订购时请说明颜色编号

1541043-T2-B