

# 卡丽 KARAT<sup>®</sup>

## 安装说明书 INSTALLATION INSTRUCTIONS

露娜/LUNA  
触碰式单把单孔厨房龙头  
ONE-TOUCH SINGLE HANDLE KITCHEN FAUCET  
14384T-M-CP

### BEFORE YOU BEGIN

Please read these instruction carefully familiarize yourself with the required tools, materials, and installation sequences. Follow the sections that pertain to your particular installation. This will help you avoid costly mistakes. In addition to proper installation, read all operating and safety instructions.

All information in these instructions is based upon the latest product information available at the time of publication. Karat reserves the right to make changes in product characteristics, packaging, or availability at any time without notice.

These instructions contain important care, cleaning, and warranty information, **please leave instructions for the consumer**

#### NOTES:

Flush the water supply pipes thoroughly to remove debris. The highest working pressure for handspray is 0.5Mpa (5bars). If it exceeds 0.5Mpa (5bars), a pressure reducer is needed. The highest water and environment temperature is 60°C

### 安装之前

请仔细阅读说明书，熟悉所需工具、材料和安装顺序，参照相关章节完成您所需的安装，以避免昂贵的损失，除了正确的安装外，请详阅所有的操作和安全说明。

本说明书所含的一切资料均以印刷时所有的最新产品为准，卡丽公司保留权利随时更改产品特性、包装或供应情况，恕不另行通知。

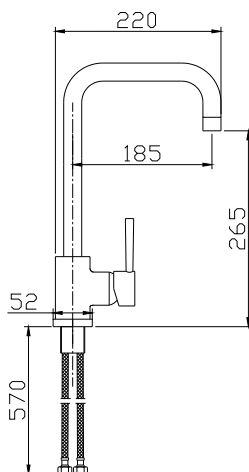
本说明书也包含了有关保养、清洁及产品担保等重要信息，请交予用户保存。

#### 注意事项:

一定要先彻底冲洗供水管以及清除管道中的杂质。花洒最高工作压力为0.5Mpa(5bars)，水压超过0.5Mpa(5bars)时需要安装减压阀。花洒最高工作温度及环境温度均为60°C。

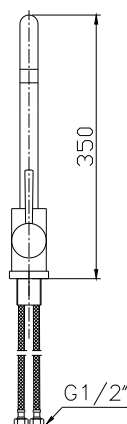
### ROUGHING-IN

Unit:mm



### 尺寸图

单位 毫米



### INSTALLATION

#### 1 HOW TO INSTALLATION THE FAUCET

Slide the o-ring and the escutcheon into the groove of the body. put the hose into the mounting hole of the sink. let the bottom of the body against the deck.

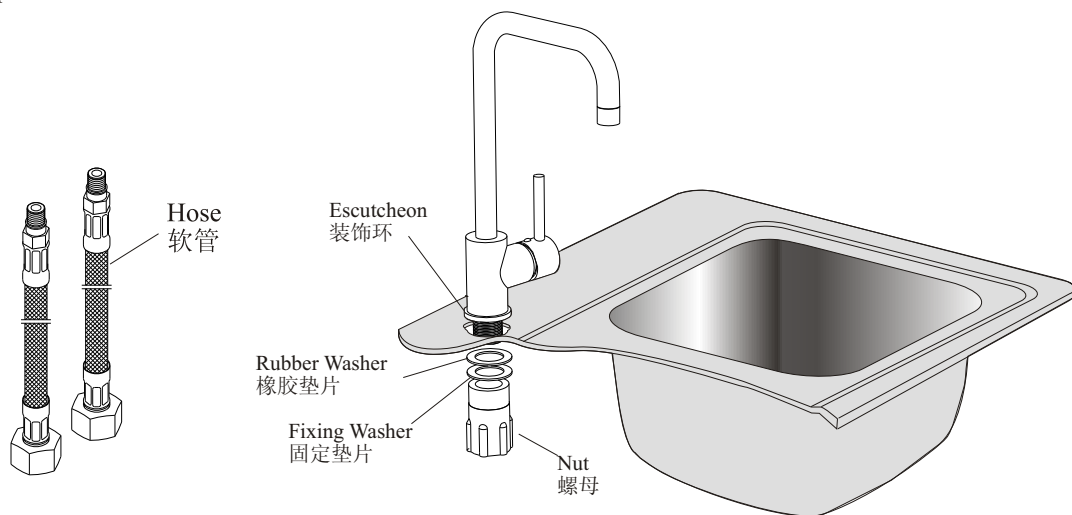
### 安装

#### 1 安装龙头

先将O型圈、装饰环分别嵌入水龙头底盘的槽中。将软管装入水槽的安装孔中，使龙头的底座圆环接触台面。

From underside of the sink ,place the rubber washer, fixing washer and nut etc onto the mounting stud . Thread the hose to the shank.Attch the hoses to water supplies.

从水槽下方依次把、橡胶垫片、固定垫片、螺母等配件装到固定杆上。将软管接到本体上，锁紧。把进水软管接到水源上。

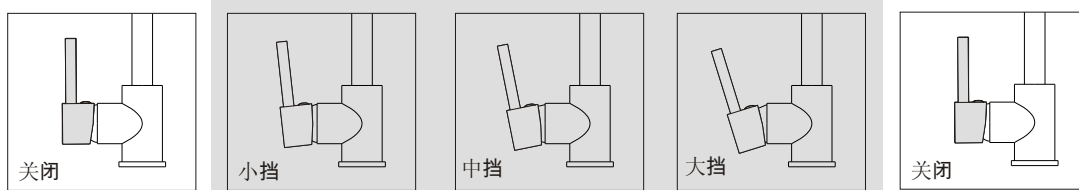


## HANDLE OPERATION

Turn the handle gently. Left for hot water. Right for cold water.  
Adjust water volume by changing the position of the 3-STEPS VALVE as shown in the pictures.

## 使用说明

将手柄轻轻抬起，左手为热水，右手为冷水。  
三段阀芯的使用方法如图所示，分别为小挡，中挡，大挡。

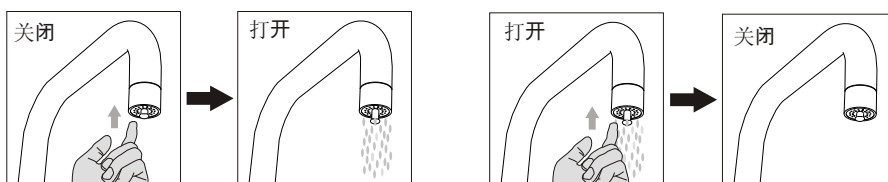


## AERATOR OPERATION

As shown in the pictures, press down the middle button to close the ONE-TOUCH AERATOR and press again to open it.

## 起泡器使用说明

触碰式气泡器的使用方法如图所示，按下气泡器中间的按钮时，气泡器关闭，再按一次时,气泡器开启。



## INSTALLATION CHECKOUT

## 安装后检查

Ensure that all coupling nuts are tight. Ensure that the lever handle is in the close position.

Turn on the main water supply, and check for leaks.

Repair as needed.

Remove the hand spray. Run hot and cold water through the faucet for about a minute to remove any debris.

Check for leaks. Remove any debris from the hand spray .

Shut the faucet off, and reinstall hand spray.

确保所有衔接螺母都已拧紧，确保手柄处在关闭的位置，开启主水源，检查是否有漏水，如有请重新拧紧。

取下起泡器，把冷热水都打开，让水流出一分钟以清除杂质，检查漏水，关闭龙头，装回花洒。



## CLEANING INSTRUCTIONS

## 清理说明

All finishes : clean the finish with a mild soap and warm water. wipe entire surface completely dry with a clean soft cloth. Many cleaners may contain chemicals , such as ammonia chlorine, toilet cleaner etc., Which could adversely affect the finish and are not recommended for cleaning.

Don't use abrasive cleaner or solvents on karat faucets and fitting.

适用于所有加工处理过的表面：

以中性肥皂水清洗镀层表面，再以干净的软布彻底擦干整个表面。许多清洁剂，比如氨水、去污粉及洁厕灵等，会对电镀表面造成伤害，切勿使用。

有腐蚀性的清洁剂或溶剂不可使用于卡丽的水龙头及其附件上。

## FIVE -YEARS WARRANTY

## 五年有限担保

Our company provides five years warranty for its faucets valve to be leak and drip free during normal residential use. We also warrant all other aspects of its faucets to be free of defects of material and workmanship during normal residential use for one year. Our company will be responsible any problems caused by manufacturing defects provided with the invoice. Our company will, at its election ,repair ,replace or make appropriate adjustment where our company inspection discloses any such defects occurring in normal usage within warranty.

The warranty, including products, is limited clearly. Our company is not responsible for other damages appeared after the warranty. Also, the warranty does not cover problems arising from labor charges, incorrect use and installation.

Shanghai Kohler International Trade Co., Ltd.,  
Address: Room324, 2 Xinlin Rd,  
Waigaoqiao Free Trade Zone, Shanghai  
Tel: 021-26062000  
Postcode: 200131

本产品自购买之日起，在正常使用下任何由阀芯造成的龙头滴漏现象，我司将提供长达五年的质量担保，同时对正常使用下的龙头制造和质料上的瑕疵提供一年的质量担保。在质保期内，凭购货发票，我司将免费承担由制造质量引起的任何问题。经核查后，我司有权决定是修理、更改、还是做适当的调整。

这里的担保，包括产品都已明确地限制在该担保期内。本公司对以后出现的损坏不负有任何责任。担保也不包括外观损伤，使用不当及未按说明书安装的损失。

上海科勒国际贸易有限公司  
地址：上海市,外高桥,保税区,新灵路106号2号楼324室  
电话：021-26062000  
邮编：200131

# 卡丽 K A R A T®

## 维修零件图 SERVICEPARTSPAGE

露娜/LUNA  
 触碰式单把单孔厨房龙头  
 ONE-TOUCH SINGLE HANDLE KITCHEN FAUCET  
 14384T-M-CP

