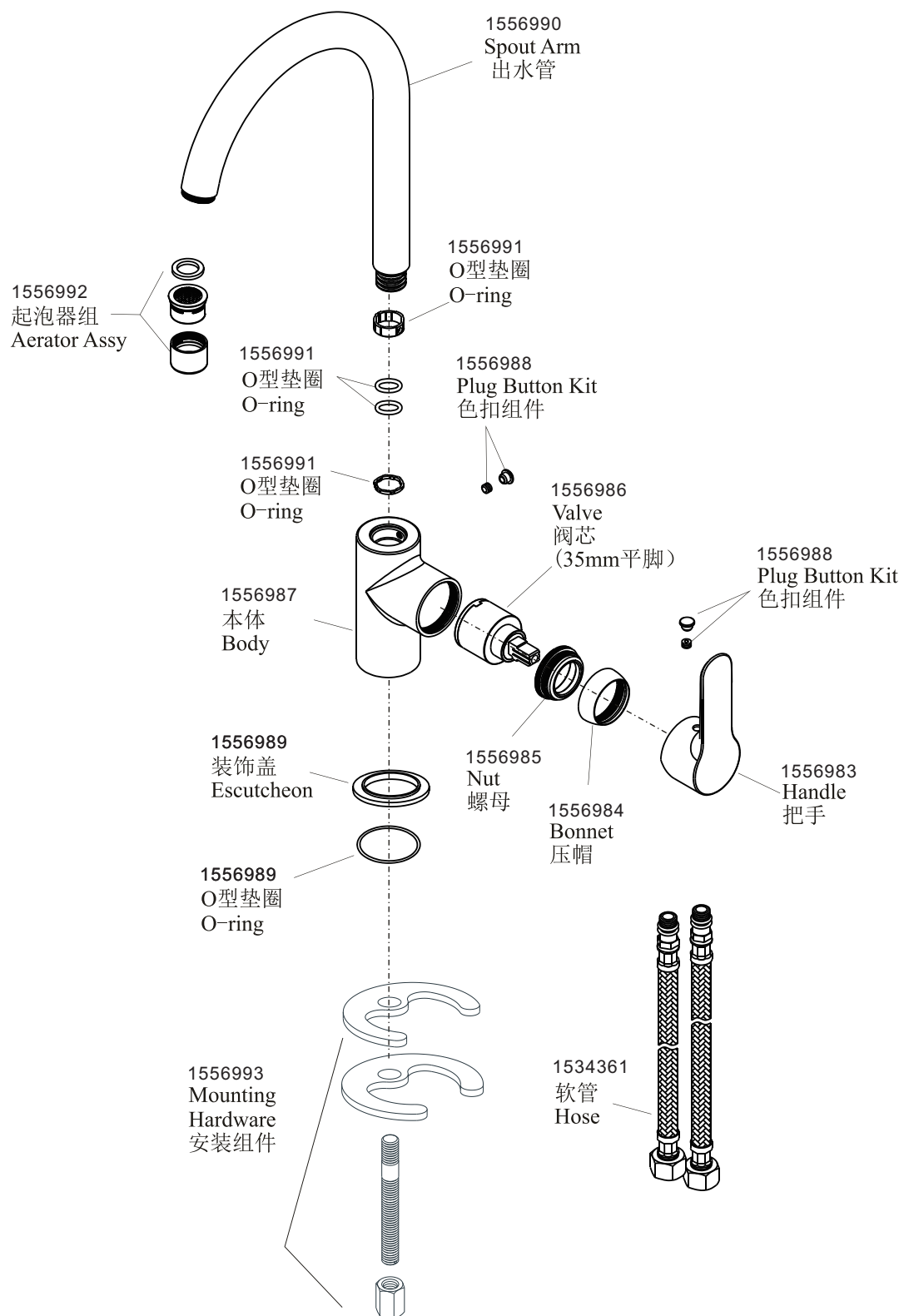


露比单把单孔厨房龙头
RUBY KITCHEN FAUCET, SINGLE HOLE
75467T-M1-CP



露比单把单孔厨房龙头
RUBY KITCHEN FAUCET, SINGLE HOLE
75467T-M1-CP

安装之前

Please read these instructions carefully familiarize yourself with the required tools, materials, and installation sequences. Follow the sections that pertain to your particular installation. This will help you avoid costly mistakes. In addition to proper installation, read all operating and safety instructions.

All information in these instructions is based upon the latest product information available at the time of publication. Karat reserves the right to make changes in product characteristics, packaging, or availability at any time without notice.

These instructions contain important care, cleaning, and warranty information. **please leave instructions for the consumer**

NOTES:

Flush the water supply pipes thoroughly to remove debris. The highest working pressure for handspray is 0.5Mpa (5bars). If it exceeds 0.5Mpa(5bars), a pressure reducer is needed. The highest water and environment temperature is 60°C

请仔细阅读说明书，熟悉所需工具、材料和安装顺序，参照相关章节完成您所需的安装，以避免昂贵的损失，除了正确的安装外，请详阅所有的操作和安全说明。

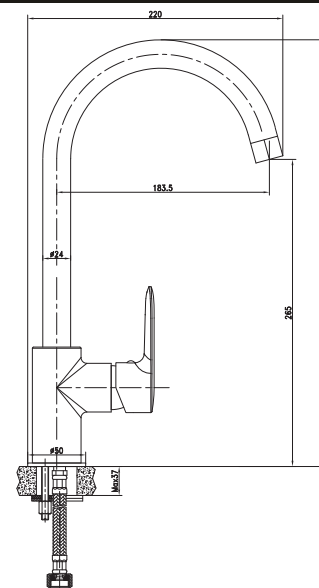
本说明书所含的一切资料均以印刷时所有的最新产品为准，卡丽公司保留权利随时更改产品特性、包装或供应情况，恕不另行通知。

本说明书也包含了有关保养、清洁及产品担保等重要信息，请交予用户保存。

注意事项:
一定要先彻底冲洗供水管以及清除管道中的杂质。
花洒最高工作压力为0.5Mpa(5bars), 水压超过0.5Mpa(5bars), 时需要安装减压阀。花洒最高工作温度及环境温度
温度为60°C。

尺寸图

Unit:mm



单位 毫米

安装

1 HOW TO INSTALLATION THE FAUCET

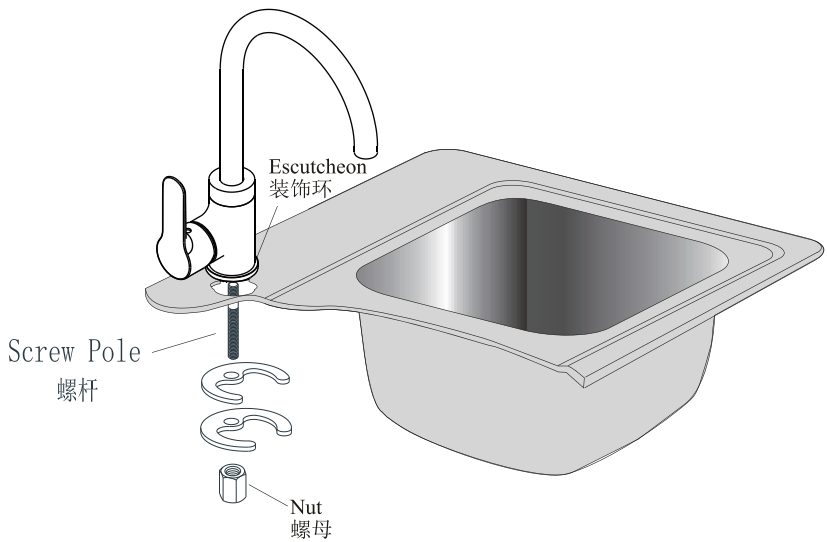
Slide the o-ring and the escutcheon into the groove of the body. put the hose into the mounting hole of the sink.let the bottom of the body against the deck.

1 安装龙头

先将O型垫圈、装饰环分别嵌入水龙头底盘的槽中。将软管装入水槽的安装孔中，使龙头的底座圆环接触台面。

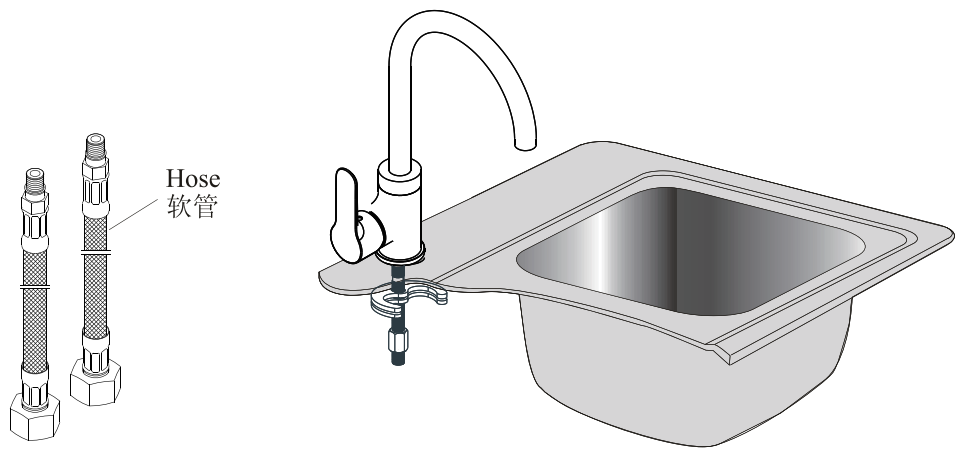
From underside of the sink ,place the rubber washer, fixing washer and nut etc onto the mounting stud .

从水槽下方依次把、橡胶垫片、固定垫片、螺母等配件装到固定杆上。



Thread the hose to the shank.Attch the hoses to water supplies.

将软管接到本体上，锁紧。把进水软管接到水源上。



HANDLE OPERATION

Turn on the handle gently ,clockwise for hot water, counter-clockwise for cool water.

使用说明

轻轻打开手柄， 顺时针为冷水， 逆时针为热水。

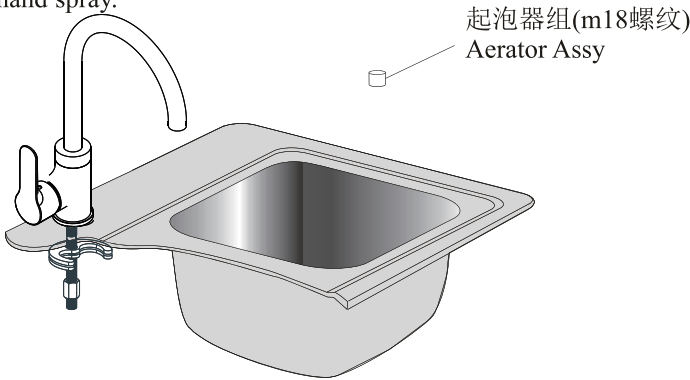
INSTALLATION CHECKOUT

Ensure that all coupling nuts are tight. Ensure that the lever handle is in the close position.
Turn on the main water supply, and check for leaks.
Repair as needed.
Remove the hand spray. Run hot and cold water through the faucet for about a minute to remove any debris.
Check for leaks. Remove any debris from the hand spray .
Shut the faucet off, and reinstall hand spray.

安装后检查

确保所有衔接螺母都已拧紧， 确保手柄处在关闭的位置， 开启主水源， 检查是否有漏水， 如有请重新拧紧。

取下 起泡器，把冷热水都打开， 让水流出一分钟以清除杂质， 检查漏水, 关闭龙头， 装回花洒。



CLEANING INSTRUCTIONS

All finishes : clean the finish with a mild soap and warm water. wipe entire surface complately dry with a clean soft cloth. Many cleaners may contain chemicals , such as ammonia chlorine, toilet cleaner etc., Which could adversely affect the finish and are not recommended for cleaning.
Don't use abrasive cleaner or solvents on karat faucets and fitting.

清理说明

适用于所有加工处理过的表面：
以中性肥皂水清洗镀层表面，再以干净的软布彻底擦干整个表面。许多清洁剂，比如氨水、去污粉及洁厕灵等，会对电镀表面造成伤害，切勿使用。

有腐蚀性的清洁剂或溶剂不可使用于卡丽的水龙头及其附件上。

LIMITED WARRANTY

Karat warrants its product to be leak and drip during normal residential usage for five 5 years from date of purchase. If the product should leak or drip during normal residential use, Karat will, free of charge, mail to the purchaser the cartridge necessary to put the product in good working condition. Normal residential use conditions do not include water supply temperature below 0 ° C, excessive impurities in the water, and overly hard water quality. This warranty only applies to Karat product purchased and installed in mainland China.

Karat also warrants all other aspects of the product or accessories and finishes to be free of defects in material and workmanship for five (5) years from date of purchase. Karat will, at its election, repair, replace, or make appropriate adjustment where Karat inspection discloses any such defects occurring in normal use during the warranty period. Karat is not responsible for removal or installation costs. Damage caused by accident, misuse, or abuse is not covered by this warranty. Improper care and cleaning will void the warranty.

If this product is used commercially, Karat warrants the product to be free from defects in material and workmanship for one (1) year from the date of purchase, with all other terms of this warranty applying except duration.

If you believe that you have a warranty claim, contact Karat through your Dealer, Plumbing Contractor, Home Center, or E-tailer. Please be sure to provide all pertinent information regarding your claim, including a complete description of the problem, the product, model number, color, finish, the date the product was purchased and from whom the product was purchased. Also include your proof of purchase (original sales receipt).

KARAT AND/OR SELLER ARE PROVIDING THESE WARRANTIES IN LIEU OF ALL OTHER WARRANTIES, EXPRESSED OR IMPLIED, INCLUDING BUT NOT LIMITED TO THE IMPLIED WARRANTIES OF MERCHANTABILITY AND FITNESS FOR A PARTICULAR PURPOSE. KARAT AND/OR SELLER DISCLAIM ALL LIABILITY FOR SPECIAL, INCIDENTAL OR CONSEQUENTIAL DAMAGES.

This is Karat's exclusive written warranty.

Shanghai Chehe Trading Co., Ltd.
Floor 2, No.126,128,130 Jiang Chang San Road,
Jing An District, Shanghai
Tel: 400-920-8262
Postcode: 200436

有限担保

卡丽担保本产品在正常家用的情况下自购买之日起五年内不存在由阀芯造成的龙头滴漏现象。上述担保期内，如本产品在正常家用情况下出现滴漏，卡丽将为客户更换新的阀芯，令其恢复正常状态。正常家用情况不包括：供水温度低于0° C、水中的杂质过多、水质过硬的情况。本担保仅适用于在中国大陆购买并安装的卡丽产品。

卡丽同时担保，本产品的其他部分或配件及涂层在正常家用的情况下自购买之日起五年内无材料及制造工艺上的瑕疵。在上述担保期内，如经卡丽核查后发现产品在正常使用情况下存在瑕疵，卡丽将自行决定对产品进行修理、更换、或是作适当的调整。卡丽不承担上述成本以外的人工成本、拆除或安装的成本。由于意外、过度使用或或使用不当造成的产品损害不属于担保范围之内。不适当的保养和清洁将导致担保无效。

如产品被用于商业目的，则卡丽担保该产品自购买之日起一年内无材料及制造工艺上的瑕疵。除担保期限以外，本担保的其他条款均适用。

为获得担保服务，请通过您的经销商、承包商、家居中心或网络零售商联系我们。请确保提供所有相关的信息，包括完整的问题描述、型号、颜色、表面镀层、购买时间及销售方。请务必同时提供购买凭证（原销售发票）。

在法律允许的范围内，卡丽及/或销售商提供此担保以取代所有其他明示或默示的担保（包括但不限于产品的适销性和适用于特定目的的担保），并且卡丽及/或销售商对任何特殊、附带或衍生性损害赔偿不承担责任。

这是我们全部的书面担保。

上海澈和贸易有限公司
上海市静安区江场三路126、128、130号2层
电话：400-920-8262
邮编：200436