

卡丽 KARAT®

安装说明书 INSTALLATION INSTRUCTIONS

ONSEN RAIN SHOWERHEAD

8"/10"/10"SUS/12"SUS

欧森雨林花洒

8英寸/10英寸/10英寸浅薄不锈钢/12英寸浅薄不锈钢

26868T-CP/26869T-CP/26870T-S/26871T-S

BEFORE YOU BEGIN

Please read these instruction carefully familiarize yourself with the required tools, materials, and installation sequences. Follow the sections that pertain to your paticular installation. This will help you avoid costly mistakes. In addition to proper installation, read all operating and safety instructions. All infrmation in these instructions is based upon the latest product infromation available at the time of publication. Karat reserves the right to make changes in product characteristics, packageing, ro availability at any time without notice. These instructions contain important care, cleaning, and warranty information, **please leave instructions for the consumer**

NOTES:

Flush the water supply pipes thoroughly to remove debris. The minimum inlet water pressure for the diverter is 2~5bar. The highest working pressure foe handspray is 0.5Mpa (5bars). If it exceeds 0.5Mpa(5bars), a pressure reducer is needed. The highest water and environment temperature is 60 C please keep handspray away from heater, or maybe damage it and hurt user.

安装之前

请仔细阅读说明书，熟悉所需工具、材料和安装顺序，参照相关章节完成您所需的安装，以避免昂贵的损失，除了正确的安装外，请详阅所有的操作和安全说明。

本说明书所含的一切资料均以印刷时所有的最新产品为准，卡丽公司保留权利随时更改产品特性、包装或供应情况，恕不另行通知。

本说明书也包含了有关保养、清洁及产品担保等重要信息请交予用户保存。

注意事项:

一定要先彻底冲洗供水管以及清除管道中的杂质。推荐工作压力为：2~5bar

花洒最高工作水压为0.5Mpa (5bars)，水压超过0.5Mpa (5bars)，时需要安装减压阀。花洒最高工作温度及环境温度为60°C。请特别注意，花洒需要远离浴霸，否则能损坏花洒,甚至对使用者造成伤害。

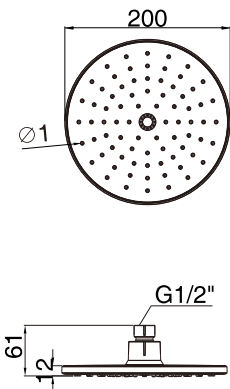
ROUGHING-IN

尺寸图

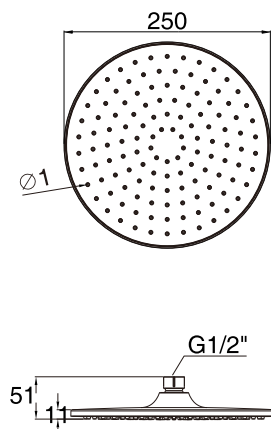
Reference Value
参考值

Unit: mm
单位: 毫米

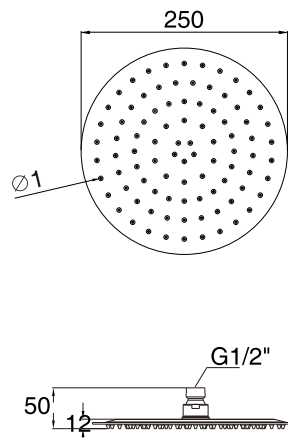
26868T-CP



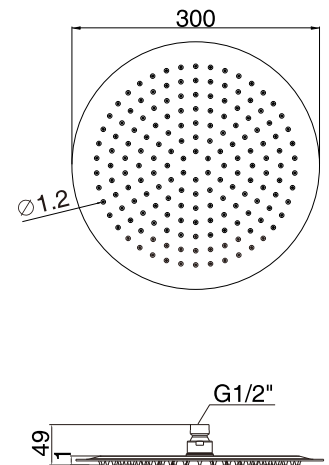
26869T-CP



26870T-S



26871T-S

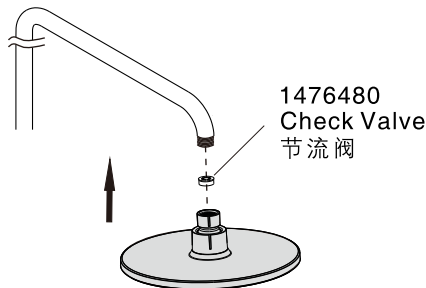


INSTALLATION

HOW TO INSTALL THE SHOWER

Flush both water supplies through the shower arm for one minute before the showerhead is installed. Apply or sealant to the exposed end of the shower arm. Tighten the showerhead with a strap wrench.

1476480节水阀适用于26868T-CP、26869T-CP

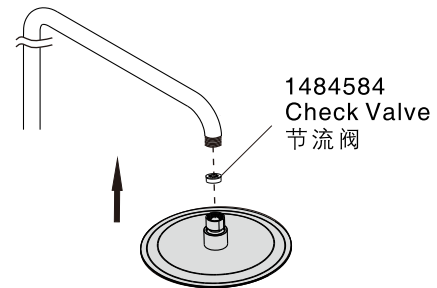


安装

如何安装花洒

装花洒头之前，先打开水源冲掉杂质。在花洒臂螺纹上缠绕足以密封的密封胶带或涂合适的密封胶，将花洒头旋到花洒臂上。

1484584节水阀适用于26870T-S、26871T-S



CARING FOR YOUR PRODUCTS

1. Clean the product daily with cotton cloth.
Do not use abrasive materials.
2. Do not use strong chemical detergents such as strong acid, strong alkali or phosphoric acid.
3. Avoid scratching product surface with sharp objects.

保养须知

1. 要经常除尘，因为灰尘每天都会粘在产品表面。最好使用干净的纯棉针织品作为抹布。
切记：请避免使用粗，磨料和钢丝球擦拭。
2. 请勿使用强力化学剂清洁（强酸，强碱或磷酸消毒剂）。
3. 产品均经过表面的打磨和抛光处理，避免有尖锐的硬物刮碰表面。

FIVE-YEARS WARRANTY

Our company provides five years warranty for its faucets valve to be leak and drip free during normal residential use. We also warrant all other aspects of its faucets to be free of defects of material and workmanship during normal residential use for one year. Our company will be responsible any problems caused by manufacturing defection, repair, replace or make appropriate adjustment when our company inspection discloses any such defects occurring in normal usage within warranty.

The warranty, including products, is limited clearly. Our company is not responsible for other damages appeared after the warranty. Also, the warranty dose not cover problems arising from labor charges, incorrect use and installation.

Shanghai Kohler International Trade Co., Ltd.
Address: Room 1348, Floor 13, No.55, Xi Li Road,
China (Shanghai) Pilot Free Trade Zone
Tel: 400-920-8262
Postcode: 200131

五年有限担保

本产品自购买之日起，在正常使用下任何由阀芯造成的龙头滴漏现象，我司将提供长达五年的质量担保，同时对正常使用下的龙头制造和质料上的瑕疵提供一年的质量担保。在质保期内，凭购货发票，我司将免费承担由制造质量引起的任何问题。经核查后，我司有权决定是修理、更改、还是做适的调整。

这里的担保,包括产品都已明确地限制在该担保期内.本公司对以后出现的损坏不负任何责任.担保也不包括外观损伤.使用不当及未按说明书安装的损失.

上海科勒国际贸易有限公司
地址：中国（上海）自由贸易试验区西里路55号13层1348部位
电话：400-920-8262
邮编：200131